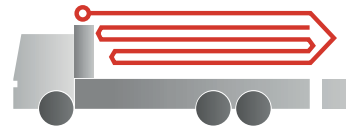


Truck-mounted concrete pump


BSF 47-5.16 H

Output up to 190 m³/h
Delivery pressure up to 130 bar*



.16 H LS
.17 i LS
.19 i LS

ergonomic[®]
inside 3



Note: Standard version. Dimensions and weights depend on truck, pump model and equipment.
Dimensions in mm, MB-Arocs 4143 as example.
For illustration only.

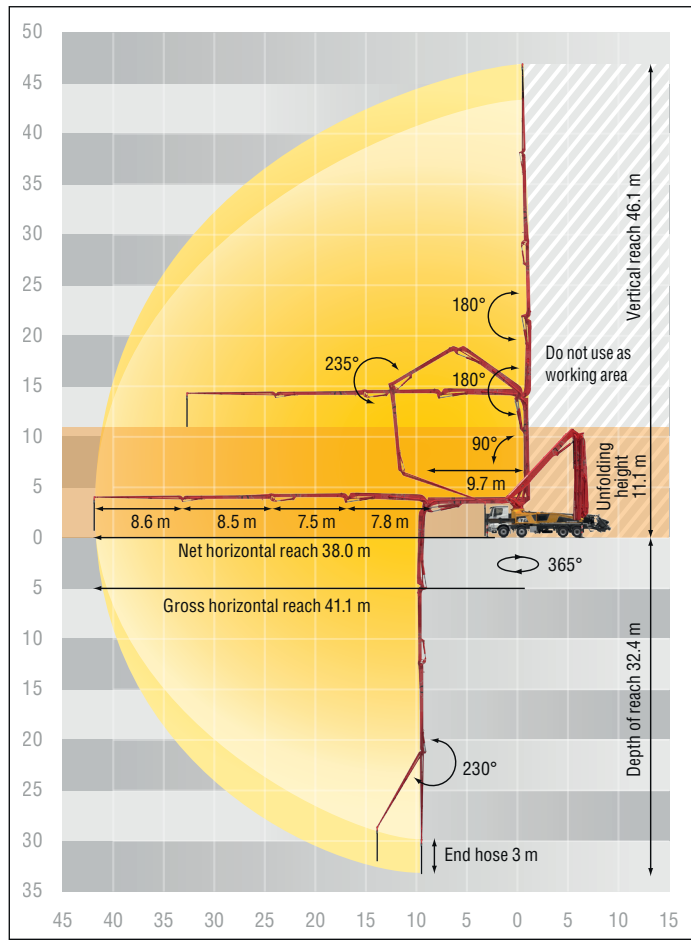
Technical data

| Boom M47 | | |
|------------------|-------|--------|
| Sections | | 5 |
| Reach height | m | 46.1 |
| Horizontal reach | gross | m 41.1 |
| | net | m 38.0 |
| Reach depth max. | m | 32.4 |
| Unfolding height | m | 11.1 |
| End hose length | m | 3 |
| Folding system | | RZ |
| Delivery line | | DN 125 |

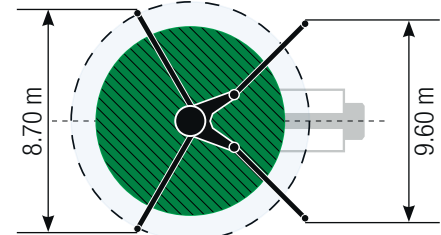
| Pump | | BSF | .16 H | .16 H LS | .17 i LS | .19 i LS |
|-------------|-------------------|-------------------|-------|----------|----------|----------|
| Rod side | Output | m ³ /h | 160 | - | - | - |
| | Delivery pressure | bar | 85 | - | - | - |
| | Strokes | 1/min. | 31 | - | - | - |
| Piston side | Output | m ³ /h | 108 | 160 | 170 | 190 |
| | Delivery pressure | bar | 130 | 85 | 85 | 85 |
| | Strokes | 1/min. | 21 | 26 | 27 | 30 |
| | Delivery cylinder | Ø mm | 230 | 250 | 250 | 250 |
| | Stroke | mm | 2100 | 2100 | 2100 | 2100 |

*) Delivery line boom max. 85 bar.
All data maximum theoretical.

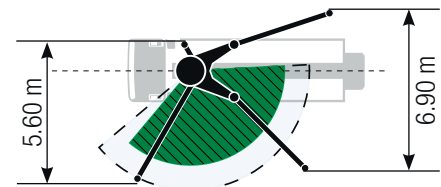
BSF 47-5 Reach information diagram, support diagram



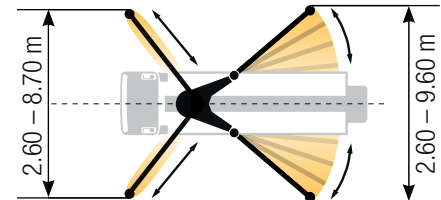
Standard – Full support



OSS* – One-side support



iSC** – Full-flexible support



Dimensions can differ depending on configuration. Support width based on center of support leg.

* non EEA, no CE marking

** EEA, CE marking

Delivery scope Standard Line

Support

- Full support system
- Support plates (4x), in 2 magazines

Control systems

- Agitator, controllable via remote control or local
- EOC 2.0 (Ergonic Output Control)
- Ergonic 3 control system
- Ergonic Graphic Display 9.7" incl. Ergonic diagnosis interface
- Radio remote control with display

Hopper

- Agitator rotation automatic, dep. on pump direction
- Agitator safety switch off (RFID)
- Central hopper lubrication, electric
- Delivery cylinder, chrome-plated
- Hinged elbow with cleaning port
- Rubber collar on concrete hopper
- Spectacle wear plate DURO 22

- Steps left and right, zinc-plated
- S-valve transfer switchover fast/slow
- Wash-out port lid with locked slide pin

Cleaning

- Cleaning hose 8 m + 2 m incl. bracket and nozzle
- Compressed air connection, rear side
- Connection for water tank filling, both-sided
- Container for sponge balls
- Operating position at hopper to drain water pipe
- Water outlet on hopper, for small quantities (1/2")
- Water pump, 160 l/min 25 bar
- Water tank 700 l

Delivery line

- Deck delivery line in boom delivery line quality
- Delivery line PROLINE 1000 (1-layer)
- End hose 3 m DN125

Safety

- Connections for hydraulic emergency supply (boom)
- Guardrail right side
- Mushroom button for horn, yellow
- Towing eye

Lighting

- Control points lighting, LED
- Hopper lighting, LED
- Light for illumination pump and water box, LED
- Lighting of control box, LED

Miscellaneous

- Delivery note box plastic
- Hydraulic hose for replacement in hose pack
- Operating instruction and spare parts manual (1x paper, 1x CD-ROM)
- Paintwork Putzmeister Standard
- Tool kit